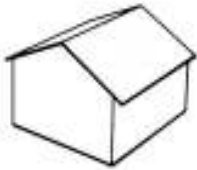

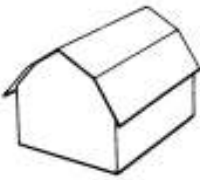
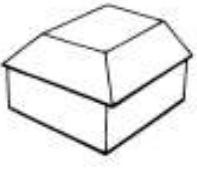



**AURELIUS TOWNSHIP
BUILDING INFORMATION AND ASSESSING WORKSHEET**

				PERMIT #	
NAME:				DATE	
ADDRESS				PHONE	
CITY			STATE		ZIP
PARCEL NUMBER					
POLE BARNS		SHEDS		EXTERIOR	
Size: _____ by _____		Size: _____ by _____		Wood	
Concrete Approach		Wood Frame		Aluminum	
Finished		Metal Prefab		Vinyl	
Insulated		Other		Other	
ROOF					
					
					
GABEL		HIP		GAMBREL	
				MANSARD	
				FLAT	
		WINDOWS		SIZE	
Eavestrough		Many		Large	
Asphalt Shingles		Average		Average	
Other		Few		Small	
Insulation		Wood Sash		Doors	
Overhang		Metal Sash		Automatic Doors	
PORCHES/DECKS		Vinyl Sash		Common Wall	
Width		Double Hung		Wall Finish	
Depth		Casement		Ceiling	
Type		Storms and Screens		Concrete Approach	
Covered?		Patio Doors		Size _____ by _____	
PORCHES/DECKS		PORCHES/DECKS		SIZE EST COST	
Width		Width			
Depth		Depth			
Type		Type			
Covered?		Covered?			