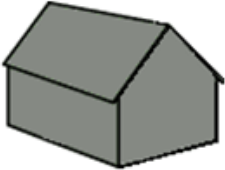
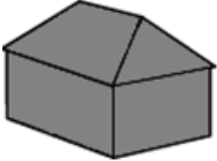
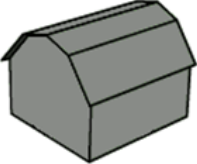
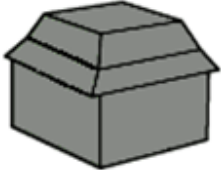
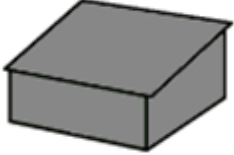


## AURELIUS TOWNSHIP BUILDING INFORMATION AND ASSESSING WORKSHEET

<b>NAME</b>		<b>DATE</b>		<b>PERMIT #</b>	
<b>ADDRESS</b>		<b>PHONE</b>			
<b>CITY</b>		<b>STATE</b>		<b>ZIP</b>	
<b>PARCEL NUMBER</b>					
<b>POLE BARN</b>		<b>SHEDS</b>		<b>EXTERIOR</b>	
Size: _____ by _____		Size: _____ by _____		Wood	
Concrete Approach		Wood Frame		Aluminum	
Finished		Metal Prefab.		Vinyl	
Insulated		Other: _____		Other: _____	
<b>ROOF:</b>					
 <b>Gable</b>		 <b>Hip</b>		 <b>Gambrel</b>	
 <b>Mansard</b>		 <b>Flat</b>			
Eavestrough		<b>WINDOWS:</b>		<b>SIZE:</b>	
Asphalt Shingles		Many		Large	
Other _____		Average		Average	
Insulation		Few		Small	
Overhang		Wood Sash		<b>GARAGE/CARPORT:</b>	
		Metal Sash		Size: _____ by _____	
<b>PORCHES/DECKS:</b>		Vinyl Sash		Year built: _____	
Wide _____		Double Hung		Attached or Separate	
Deep _____		Casement		Doors	
Type _____		Storms and Screens		Automatic Doors	
Covered? _____		Patio Doors		Common Wall	
				Wall Finish	
				Ceiling	
				Concrete Approach	

**SIZE:** \_\_\_\_\_

**EST. COST:** \_\_\_\_\_